

Download Our Church App



Realm Connect

Matthews UMC...at Your Fingertips!

- Mobile Check-In for Worship & Group Meetings
- Church Directory-Photos & One-Click Call/Email
- Communicate within Your Groups
- Volunteer to Serve & Load Your Skills/Interests
- Register for Events
- Access Your Giving
- Personal Newsfeed Curated from Your Groups

Realm Connect App for Apple & Android
<http://onelink.to/connectapp>

If MUMC has your email on file, then you have a Realm account!
For help, visit MatthewsUMC.org/Realm or email Realm@MatthewsUMC.org
Desktop Access at OnRealm.org



*Scan to download
Realm Connect App*

Download Our Church App



Realm Connect App for Apple & Android
<http://onelink.to/connectapp>



A NEWSFEED CURATED JUST FOR YOU!

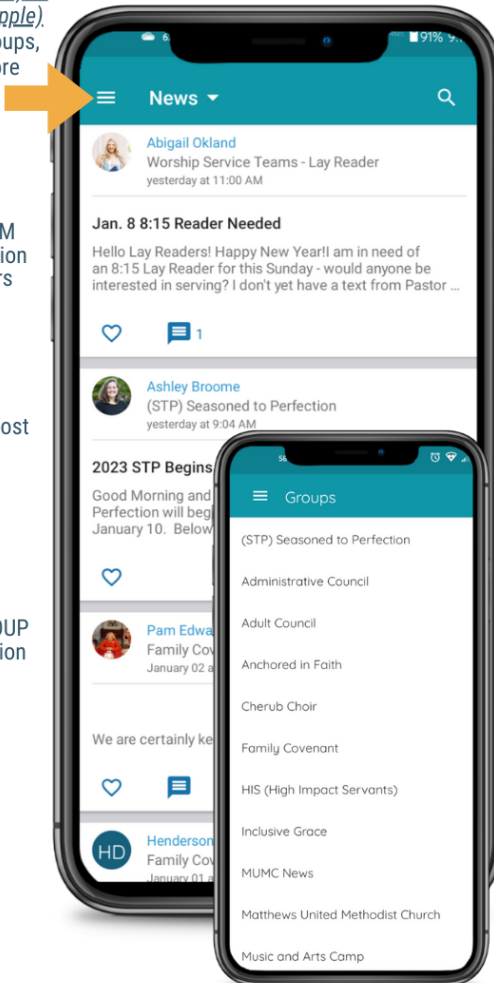
3 Lines (top left for Android) or 3 Dots (bottom right for Apple).
 Expands Menu to see Groups, Directory, Serving & More

Newsfeed Examples:

SERVE TEAM
 Communication & Reminders

GROUP
 News Feed Post

SUNDAY GROUP
 Communication

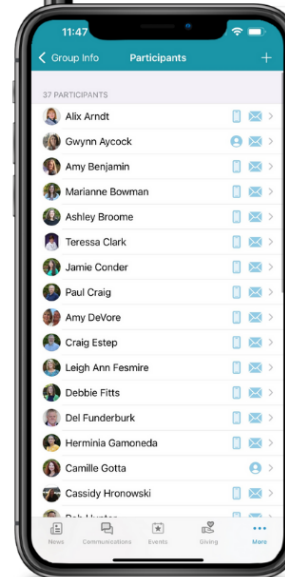


Only **YOUR GROUPS**
 are Visible to You

Access Curriculum,
 Resources, Group Photo
 Directory, Posts from the
 Group Members & More

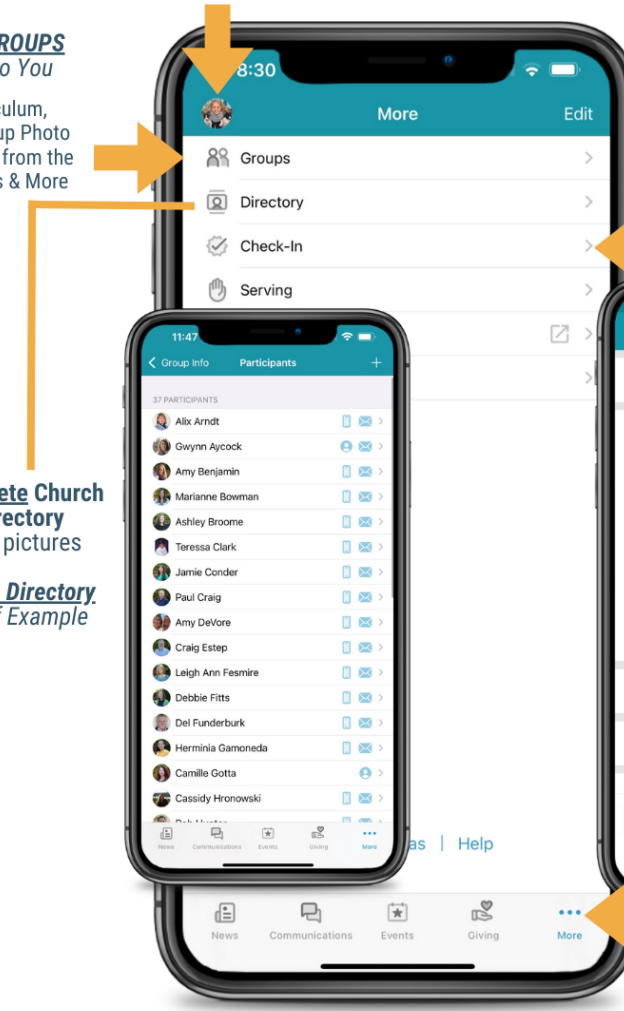
Complete Church
Directory
 with pictures

Group Directory
 *Staff Example

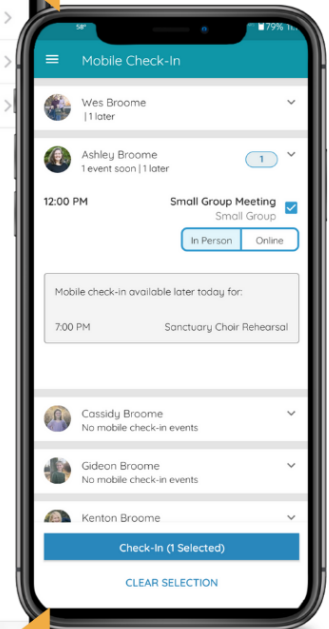


Click on Circle to
 Upload Your Profile Picture to Directory

Select to edit Notifications by Group &
 Turn on Push Notifications for device



Mobile Check-In
 for Worship
 & Groups
 Check-In Self & Family



3 dots expands Menu
 on iPhone

REALM: Refreshed & Upgraded Tools!


ENGAGE with Church Community - Realm has new and recent upgrades & offers tools for quick access!


Our Church App is the Realm Connect App

Access the Download Link for Apple or Android from a phone or device at MatthewsUMC.org/Realm
Or search Realm Connect in App Store/Google Play

- Please "Update" the app for recent upgrades!

**If you don't have a smart phone or device, please access on desktop at OnRealm.org*





[LOGIN to OnRealm.org](https://OnRealm.org)

Realm is our community connection tool. Watch the introduction video and view the [Realm Quick Reference Guide](#) for how to do common tasks in your Realm account. Volunteer leadership with the church can access our Realm Leader Resource Guide which is helpful when communicating with groups and individuals.

Realm is a product of ACS Technologies, which Matthews UMC has used for many years. Realm is a 256-bit encrypted system, and the only way to set up an account is either through invitation or confirming receipt of a password sent to your email address. Read ACS/Realm's [Privacy Policy](#) and [Data Security](#) information.

Log into OnRealm.org or download the FREE Realm Connect App for iPhone and iOS devices from the App Store and Android devices from Google Play (click [here](#) from your phone or device to download app) to stay connected to the Matthews UMC community! Login by simply going to OnRealm.org, enter your email (it must be the one we have on file at the church), and click get password or forgot password. Then follow the link that is sent to reset. You will need these must-have tools for "everything MUMC".

Link to
App Store &
Google Play



community connection tool
Request an account at MatthewsUMC.org/Realm

NOTES:

PERSONALIZED NEWSFEED & EVENTS

... CURATED JUST FOR YOU:

- Church-wide **Newsfeed posts** come from Ashley
- Posts are shared by individuals who lead your groups, studies, serve teams or committees.
- Click on the *Events* tab then
 - *"My Events"* to locate events that you have registered OR for your next meeting/meeting schedules. (Helpful, quick access to what's coming up for you!)
 - *"All Events"* to see a listing of church events, registration events & your group events.
- SEARCH by using the magnifying glass icon
 - Type a name to see a listing from our church directory ...which includes our newest church members!

Thank you for sharing with people in your circles or those around you in worship!

SERVE
TEAM
Communication
& Reminders

GROUP
News Feed Post

SUNDAY GROUP
Communication

The screenshot shows a mobile app interface for a church newsfeed. At the top is a teal header with a menu icon, the word "News" with a dropdown arrow, and a magnifying glass search icon. Below the header are three newsfeed posts, each with a profile picture, name, title, and timestamp. The first post is from Abigail Okland, a Lay Reader, asking for an 8:15 Lay Reader for Sunday. The second post is from Ashley Broome, a Seasoned To Perfection member, announcing the start of the 2023 STP on January 10. The third post is from Pam Edwards, a Family Covenant member, praying for a family. Each post has a heart icon and a comment icon. At the bottom right is a large blue circular button with a white plus sign. The background of the app is white with teal accents.

News ▾

Abigail Okland
Worship Service Teams - Lay Reader
yesterday at 11:00 AM

Jan. 8 8:15 Reader Needed

Hello Lay Readers! Happy New Year!! am in need of an 8:15 Lay Reader for this Sunday - would anyone be interested in serving? I don't yet have a text from Pastor ...

1

Ashley Broome
(STP) Seasoned to Perfection
yesterday at 9:04 AM

2023 STP Begins Jan. 10

Good Morning and Happy New Year!Seasoned To Perfection will begin for the new year on Tuesday, January 10. Below are the menus/entertainment for the ...

Pam Edwards
Family Covenant
January 02 at 8:42 AM

We are certainly keeping the family in our prayers!!!!

HD Henderson Duke
Family Covenant
January 01 at 8:38 PM

FIND YOUR GROUPS & CONNECT

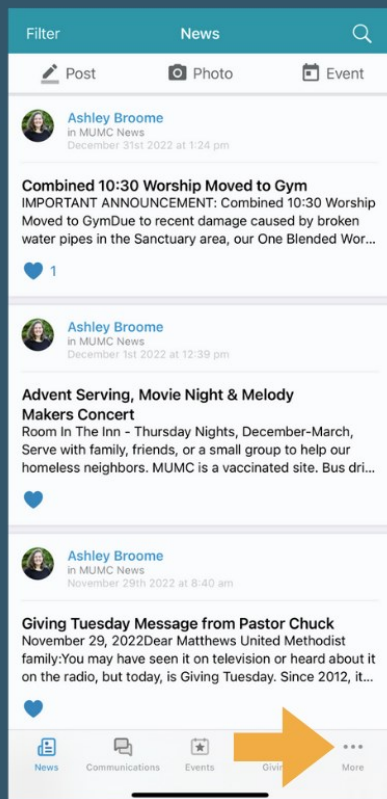
Group Resources

Connect & Communicate: Under *Groups* - **Find Your Group**

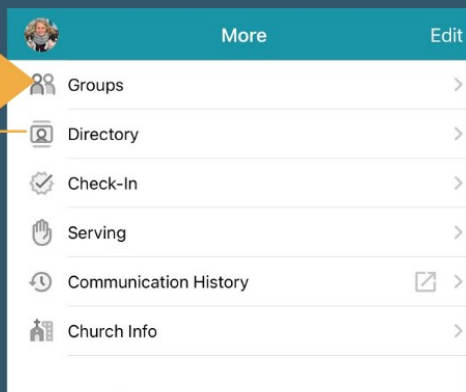
Tip: 3 Lines or 3 Dots (depends on Android or Apple)

EXPANDS MENU options, including Groups

Show More By
3 dots
(bottom on Apple)
or
3 lines
(top on Android)

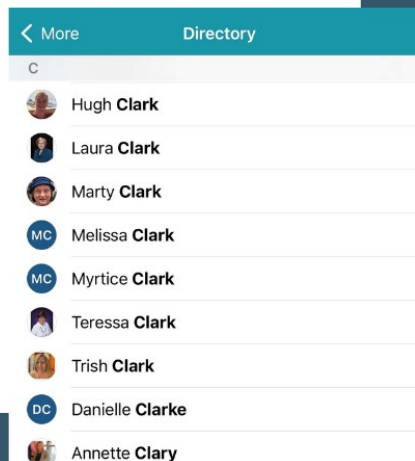


Shows
Expanded
Menu

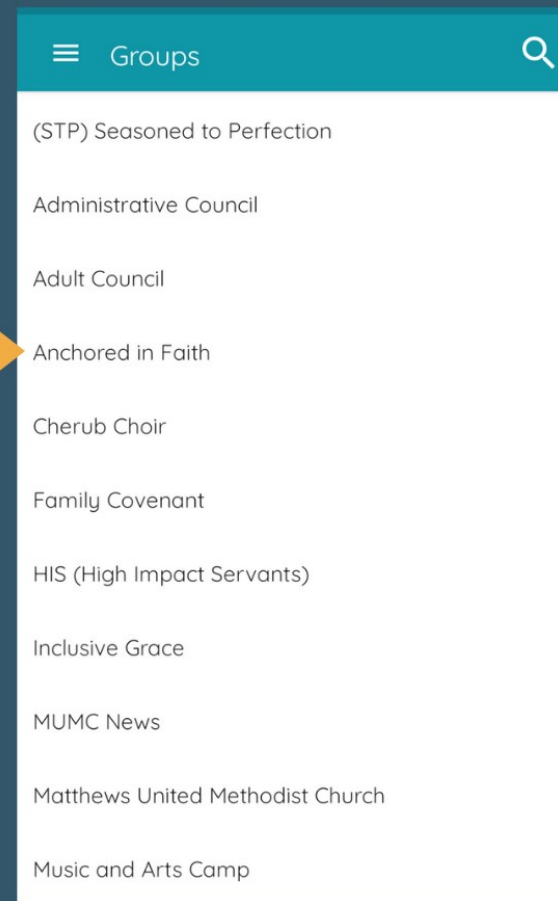


TIP: Directory
Expands **Complete**
Church Directory
with pictures

Group Directory is
under each group



Select
From Your
Groups



GET TO KNOW YOUR GROUP & LEARN NAMES

Photo Resources

View the Photo Directory for your group Under *Participants*

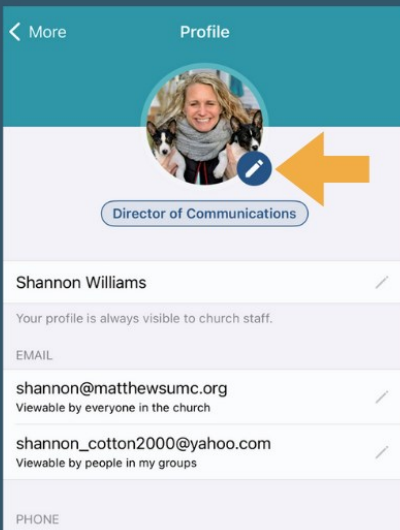
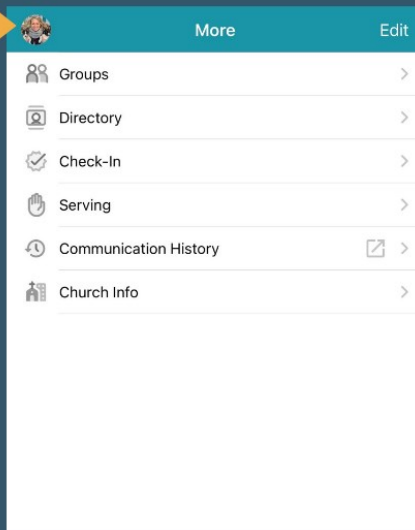
Click *Name* to view expand info: Call in one click, birthday & family members

You can even save their info to the contacts list in your device!

Missing a profile photo?

- Click on the circle beside your name
- Take or select a photo to upload

Click on the circle

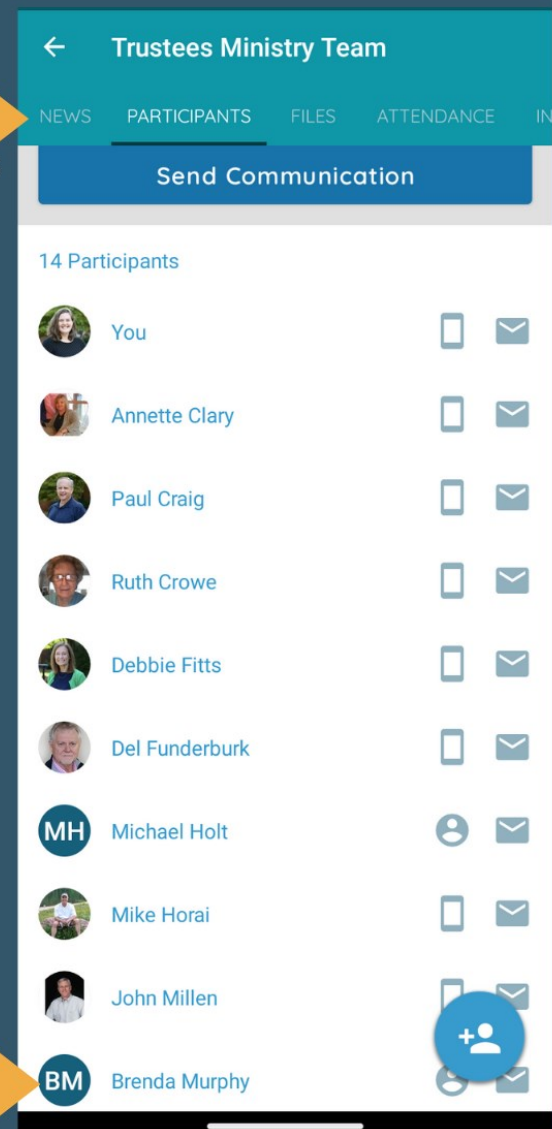


Click on Pencil,
Take a Selfie
OR Select Photo
to Upload

* Designated "Leaders" in a group will see more menu options - Example: "Attendance"

Missing a Photo?
Please take & upload

Options



MOBILE CHECK-IN FOR WORSHIP & GROUP MEETINGS

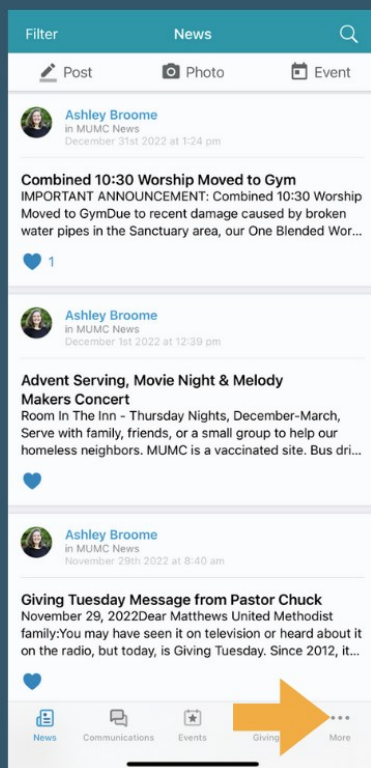
Individuals Click on Notification when it appears (one hour before meeting)

Missed the notification?

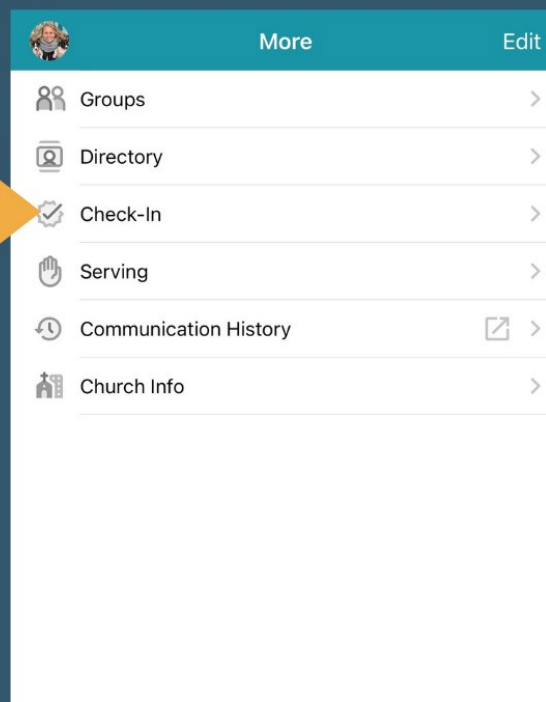
- Expand Menu by 3 Lines or 3 Dots
- Then click "Check-In"
- Select Event for yourself or family members

One person can check the whole family in -- launching mobile check-in for worship (Lent 2023)

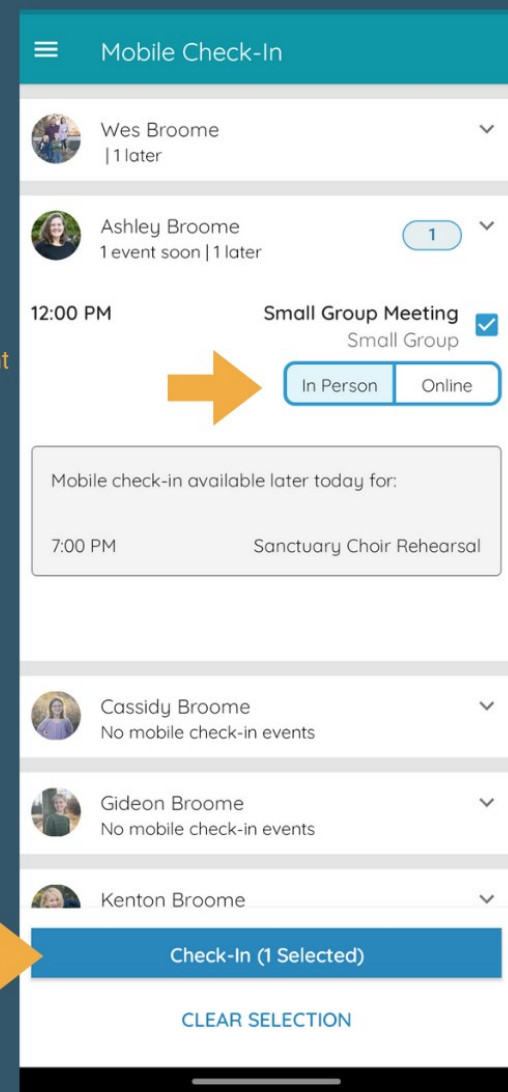
Show More By
3 dots
(bottom on Apple)
or
3 lines
(top on Android)



Click Check-In

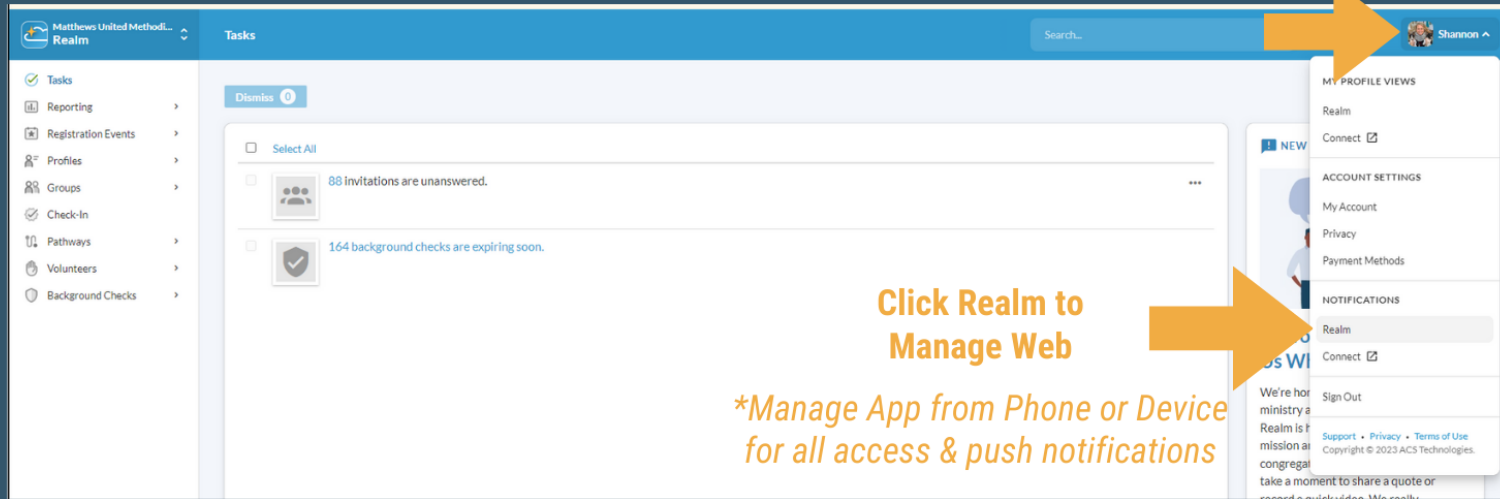


Select Event
for self
or family



NOTIFICATIONS: Turn ON for Realm & Connect App

SET ON DESKTOP: Click on Profile Picture

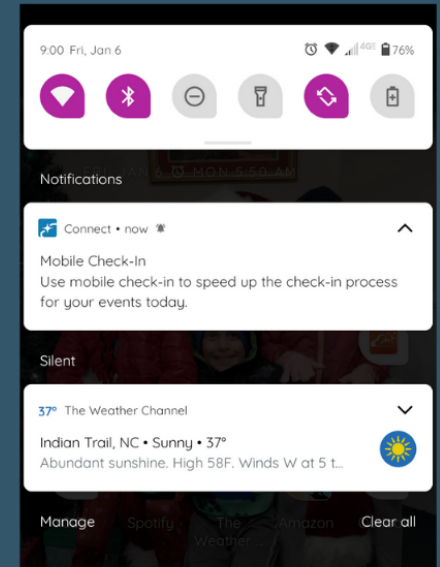


The screenshot shows the Realm web interface. On the left is a sidebar with navigation links: Tasks, Reporting, Registration Events, Profiles, Groups, Check-In, Pathways, Volunteers, and Background Checks. The main area is titled 'Tasks' and shows a list of tasks, including '88 invitations are unanswered' and '164 background checks are expiring soon'. In the top right corner, there is a user profile dropdown menu. An orange arrow points to the profile picture in the top right corner, and another orange arrow points to the 'Realm' option in the dropdown menu.

Click Realm to Manage Web

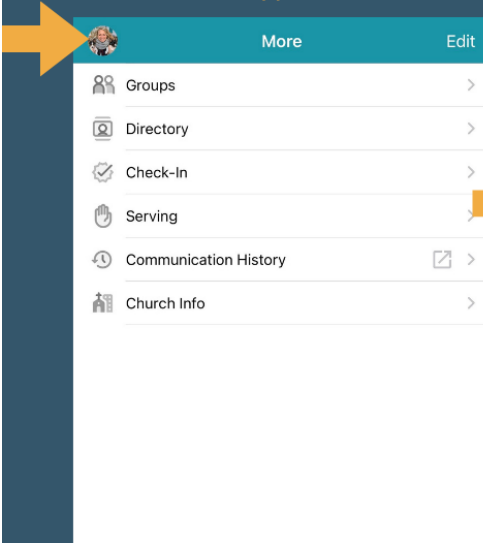
**Manage App from Phone or Device for all access & push notifications*

Mobile Push Notification Example

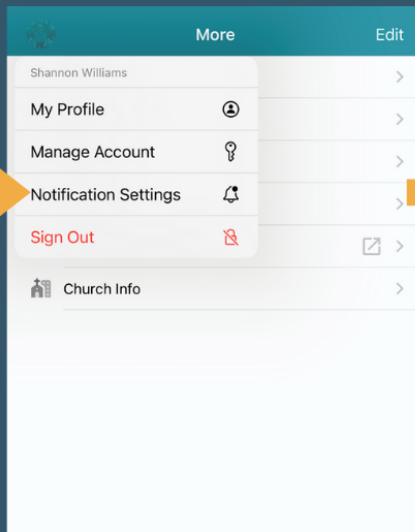


SET ON PHONE or DEVICE for App

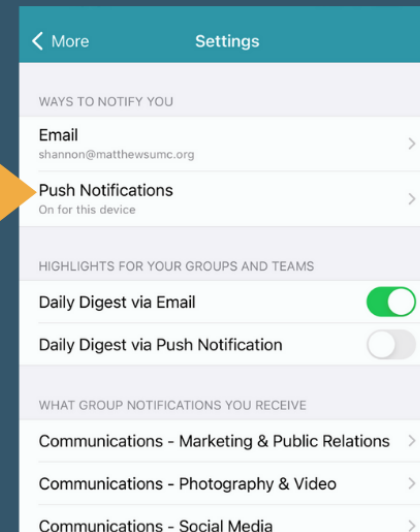
On Realm Connect App - Click Profile Pic



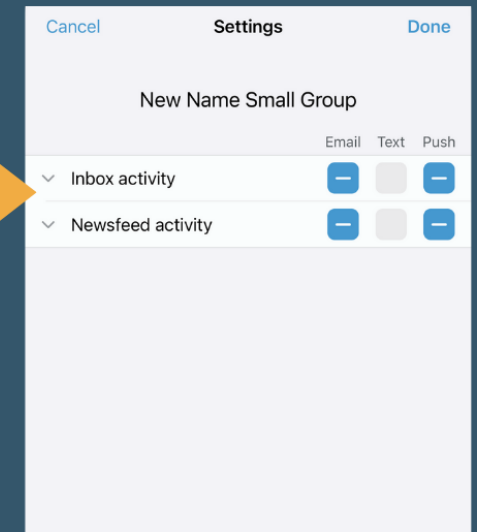
Click Notification Settings



Click Push Notifications & Set Preferences



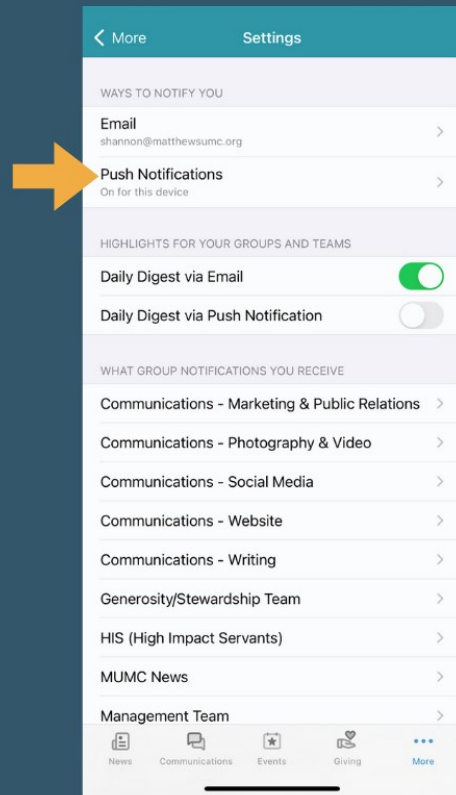
Click on Group to edit/turn off for that group



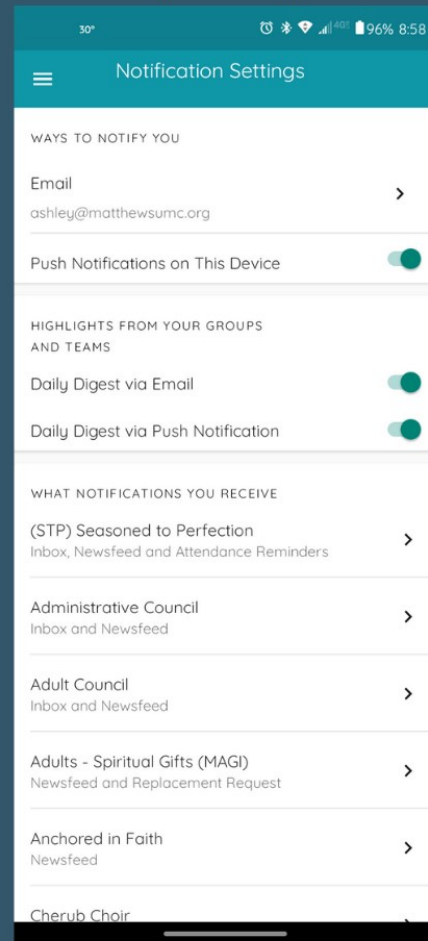
MORE ABOUT NOTIFICATIONS: Turn ON for Realm & Connect App

iPhone & Android Settings are Different (standard for all apps)

When You Click Push Notifications to Set Preferences:



*ANDROID Stays within App



*APPLE sends you to app settings within the phone so you can set visual & sound preferences

